

Rifiuti Urbani in Umbria

Alessandra Santucci
Servizio Rifiuti - ARPA Umbria



per un **CLEAN INDUSTRIAL DEAL** made in Umbria

Partner scientifico

Partner tecnico

Media partner



nuova ecologia



Main partner



Partner



Evento organizzato
in collaborazione
con Ordine Ingegneri
Perugia.
Riconosciuti 3 CFP.



SEGUICI

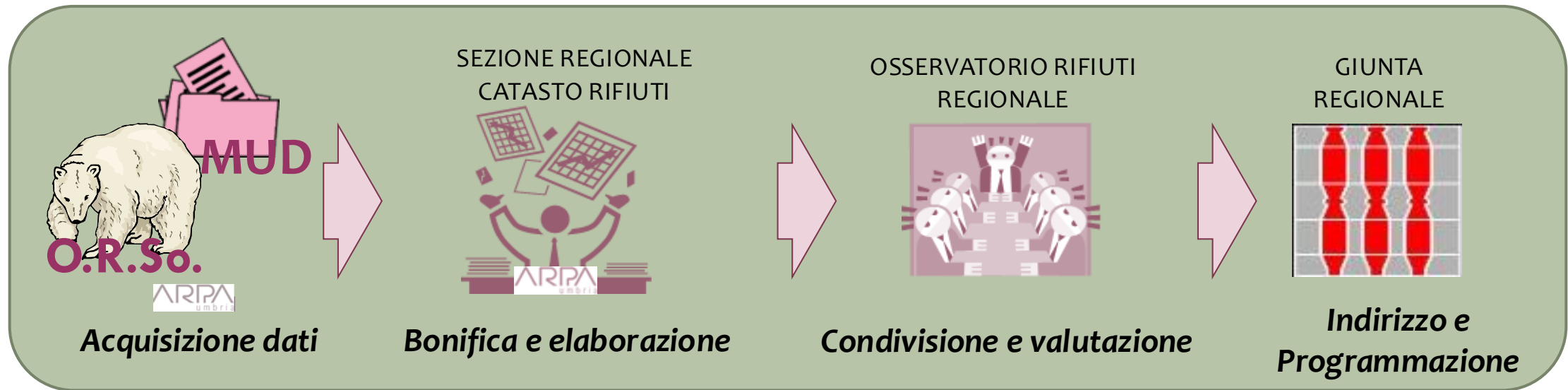
www.legambienteumbria.it

info@legambienteumbria.it

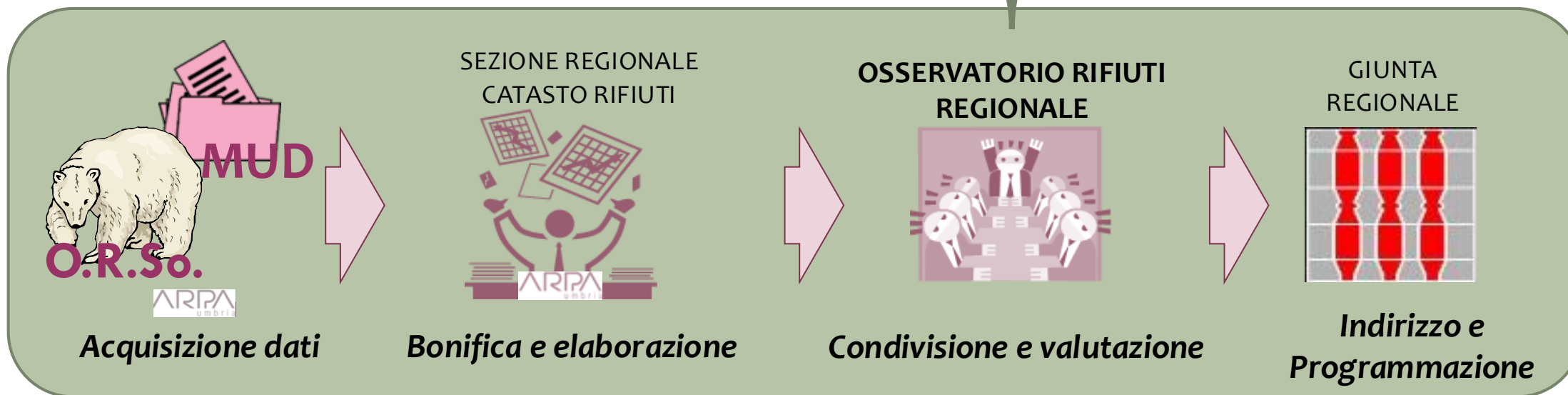
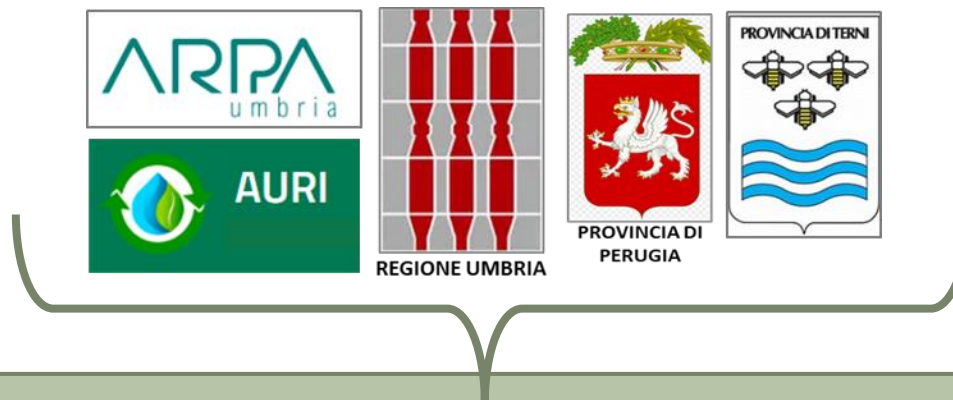
075 5721021



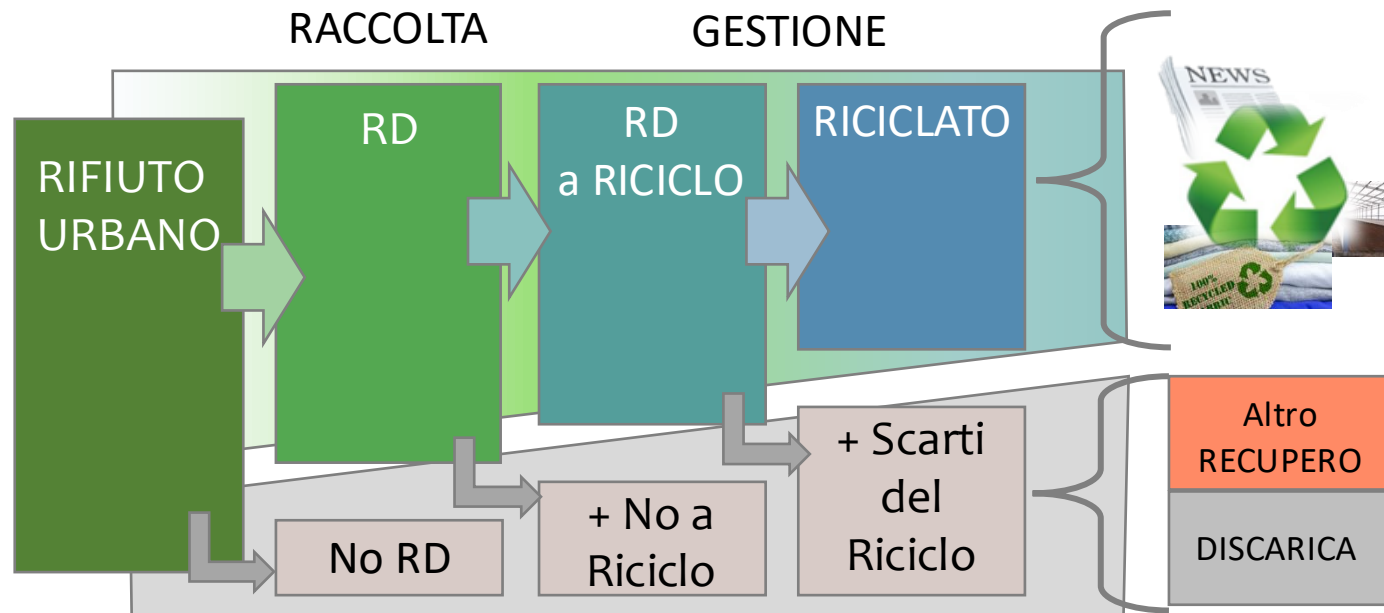
La conoscenza del ciclo di gestione dei rifiuti in Umbria



La conoscenza del ciclo di gestione dei rifiuti in Umbria



Ciclo gestione Rifiuti Urbani

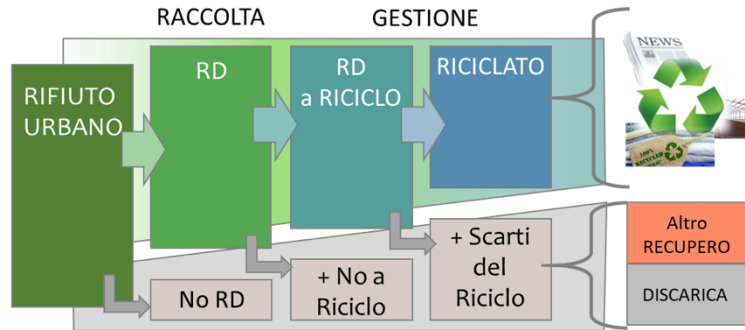


Obiettivi



Obiettivi produzione e raccolta

Obiettivo Nazionale

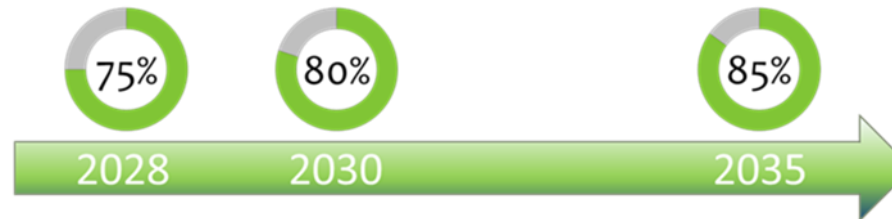


Obiettivi produzione e raccolta

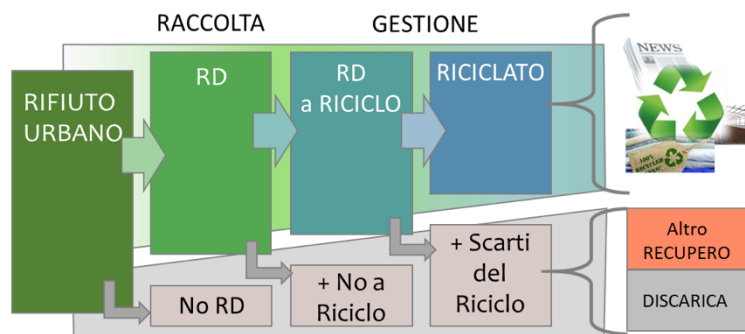
Obiettivo Nazionale



Obiettivi Regione Umbria DGR 1251/2025



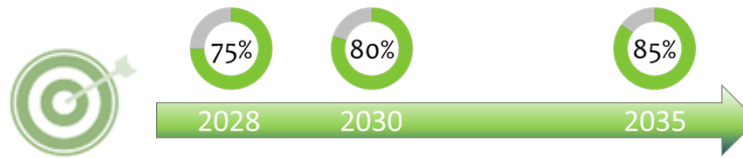
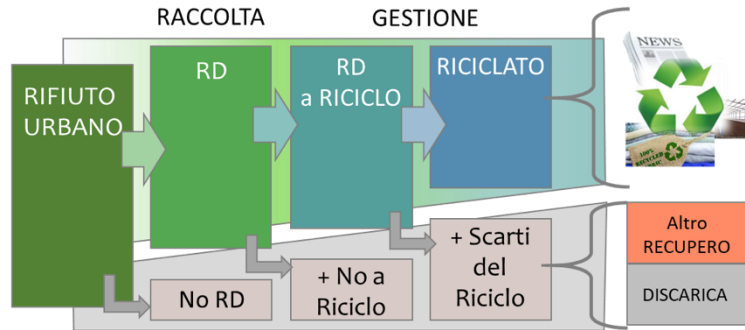
RUR pro capite



% RD in Umbria

Anno 2024

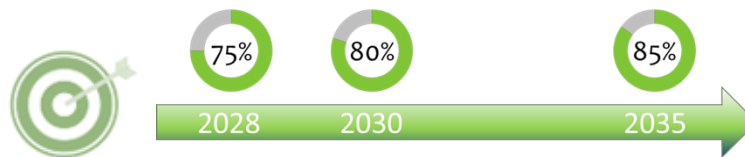
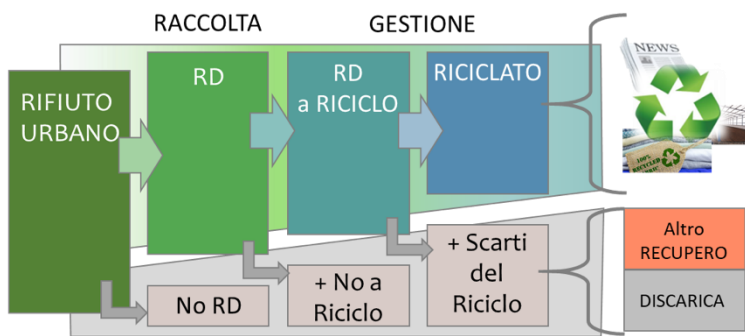
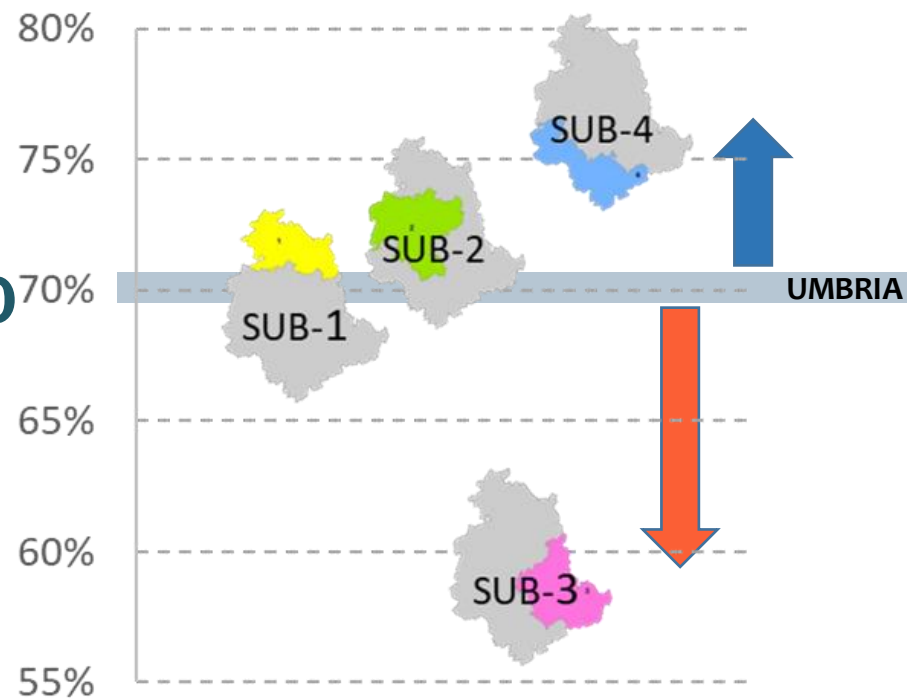
%RD = 69,6%



% RD in Umbria

Anno 2024

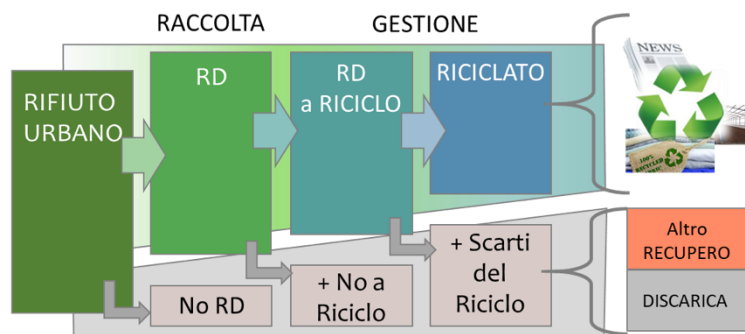
%RD = 69,6%



Produzione RUR in Umbria

Anno 2024

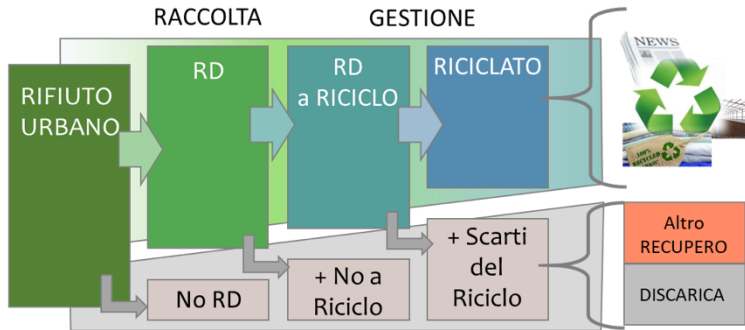
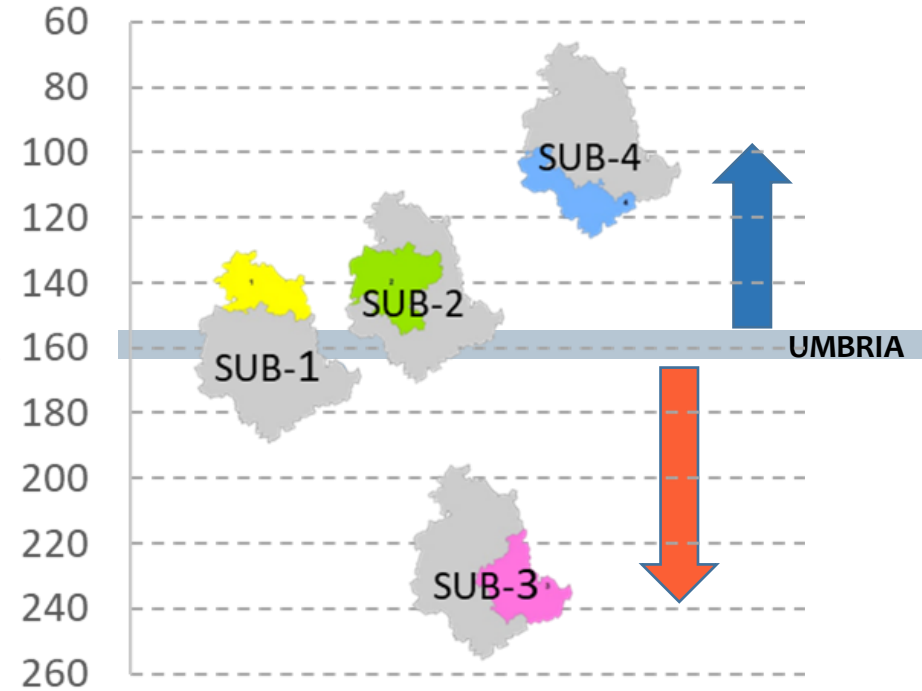
RUR pro capite = **157 kg/res**



Produzione RUR in Umbria

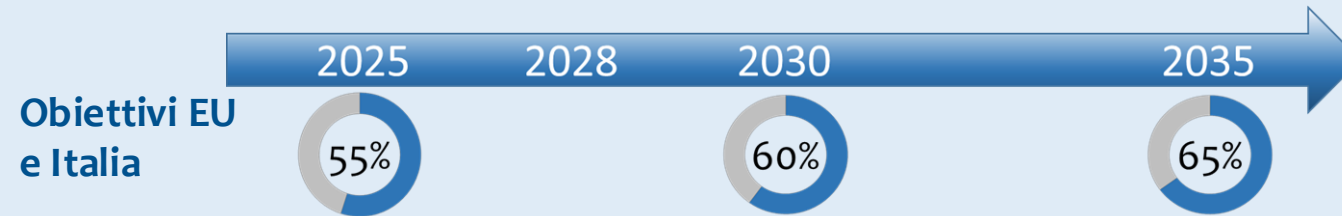
Anno 2024

RUR pro capite = **157 kg/res**



Obiettivi Gestione

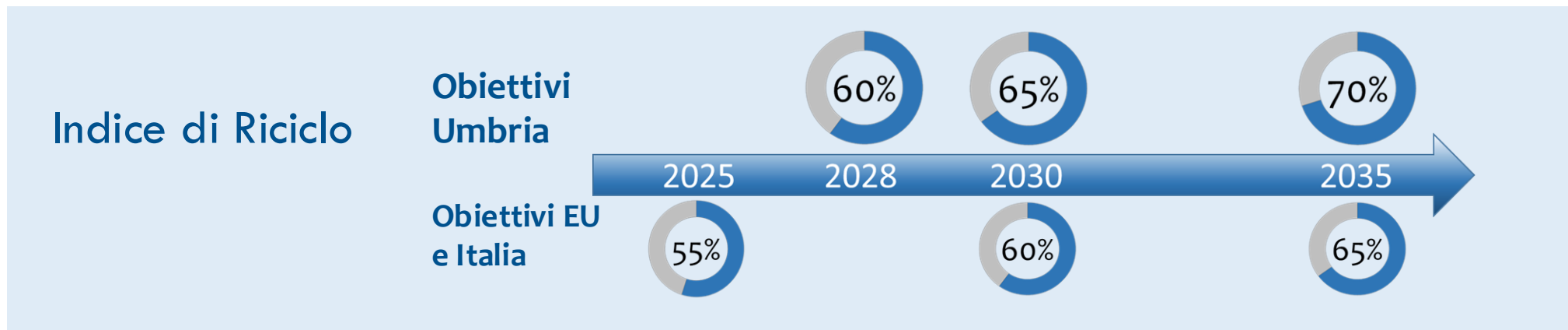
Indice di Riciclo



Soglia RU* in discarica



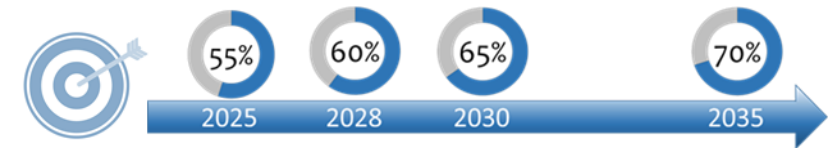
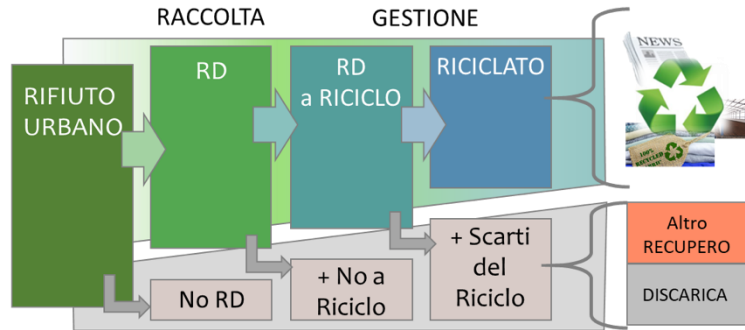
Obiettivi Gestione



IR Umbria

Anno 2024

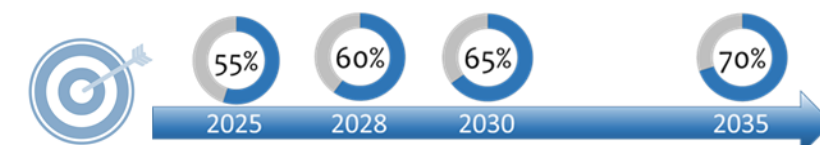
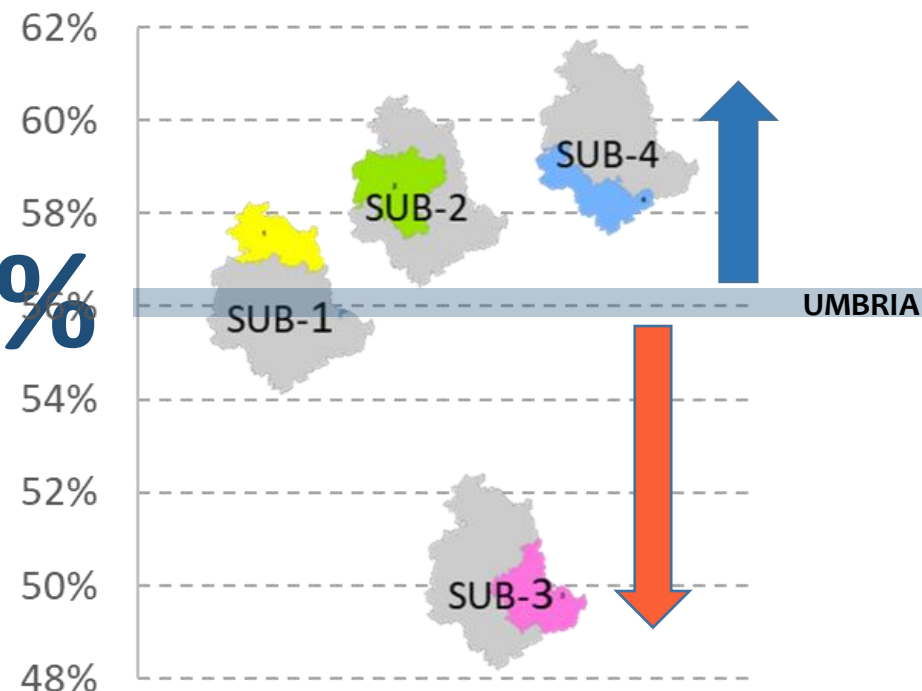
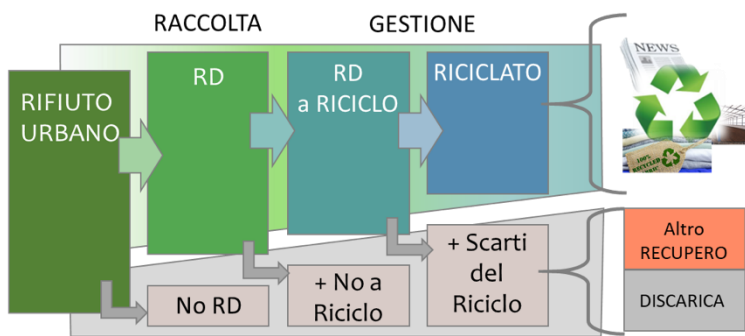
$$IR = \frac{RU \text{ Riciclati}}{(RD \text{ a riciclo} - \text{scarti gestione})} = 56\%$$



IR Umbria

Anno 2024

$$IR = \frac{RU \text{ Riciclati} (RD \text{ a riciclo} - \text{scarti gestione})}{RU \text{ prodotti}} = 56\%$$



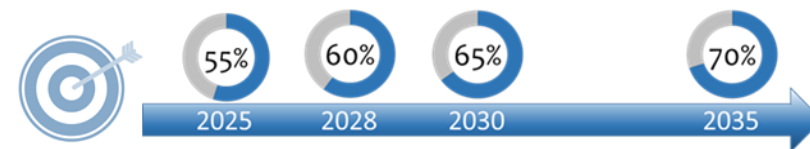
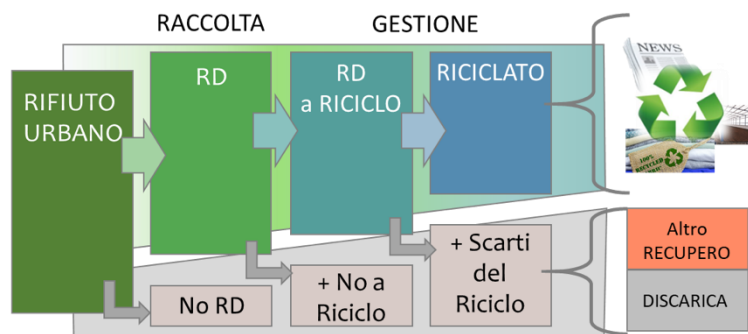
IR Umbria

Anno 2024

$$IR = \frac{RU \text{ Riciclati} \text{ (RD a riciclo - scarti gestione)}}{RU \text{ prodotti}} = 56\%$$

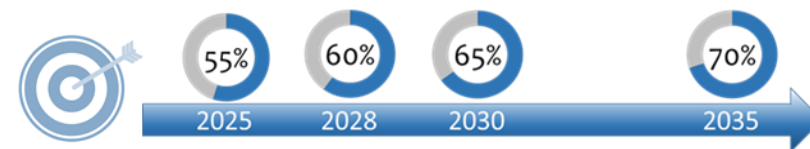
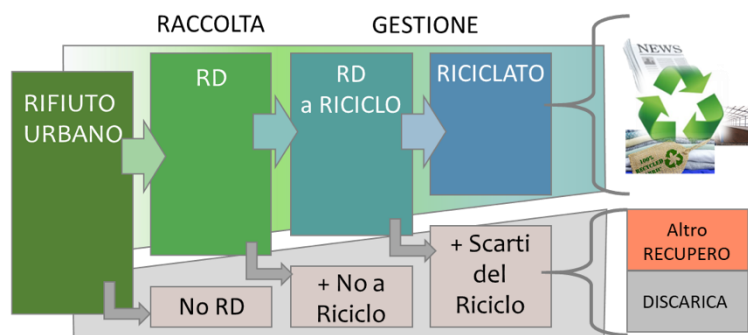
2023
IR = 55,6%

2024
IR = 56,4



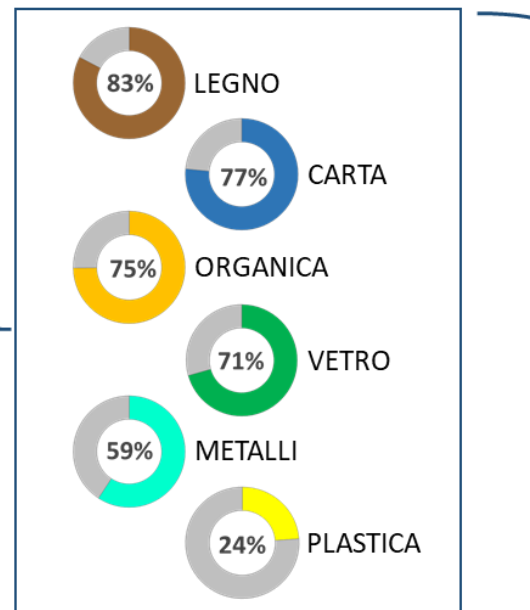

CICLO GESTIONE RIFIUTI URBANI IR Umbria

Anno 2024



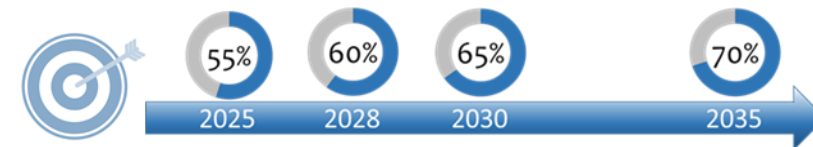
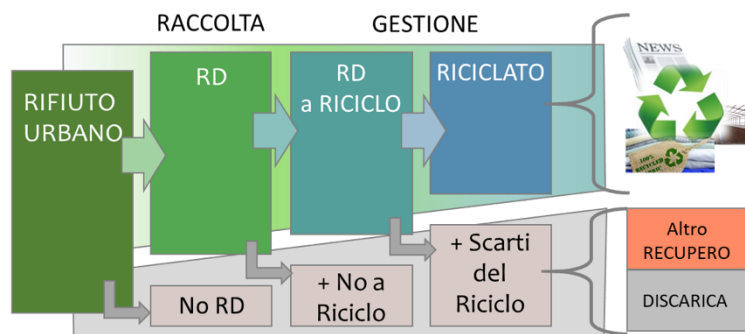
IR Umbria

Anno 2024



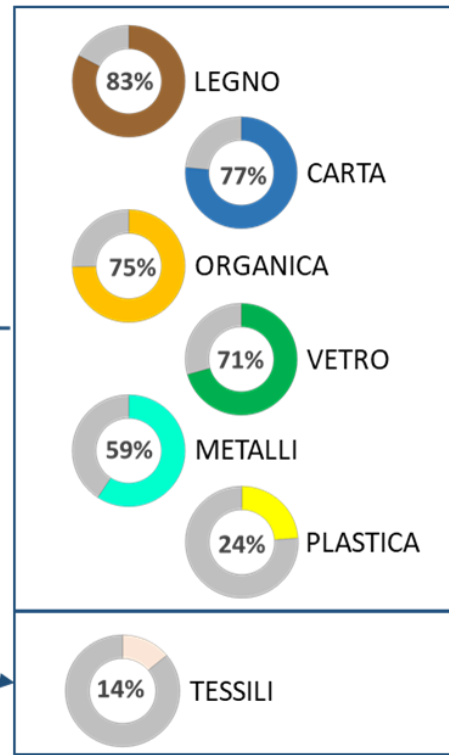
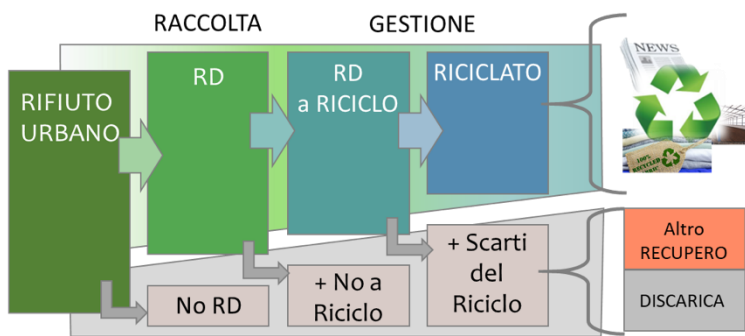
% RICICLATO
PRINCIPALI
FRAZIONI
RICICLABILI

66%



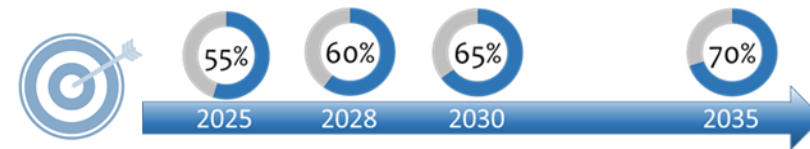
IR Umbria

Anno
2024



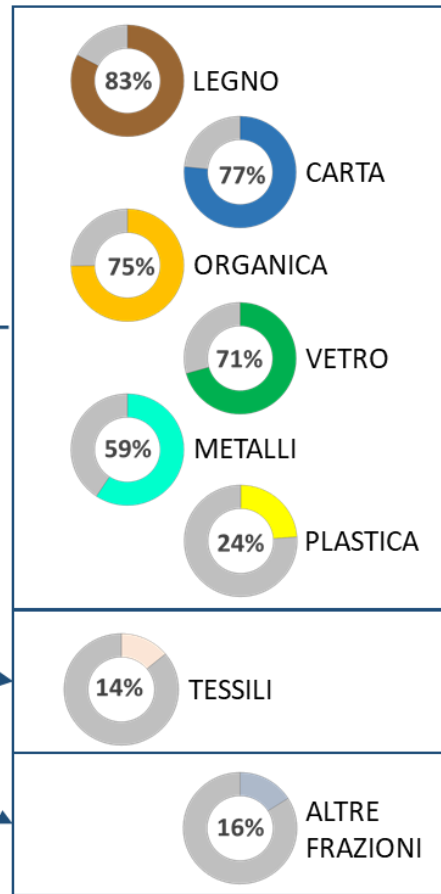
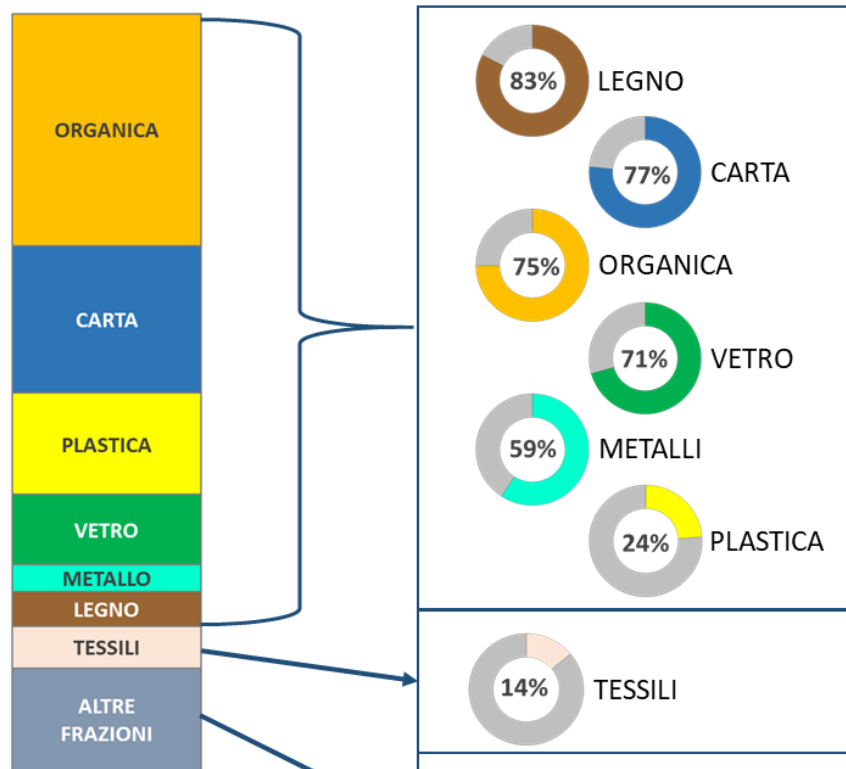
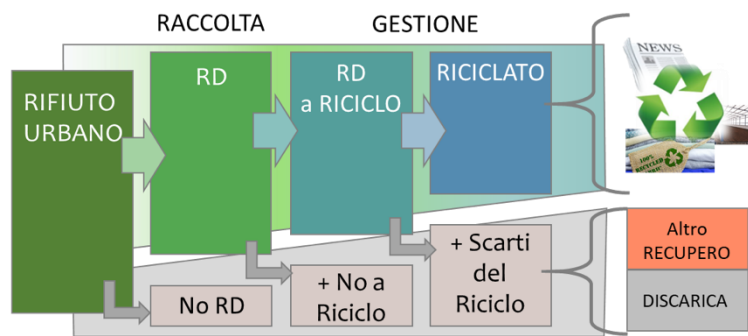
% RICICLATO
PRINCIPALI
FRAZIONI
RICICLABILI
+ TESSILI

63%



IR Umbria

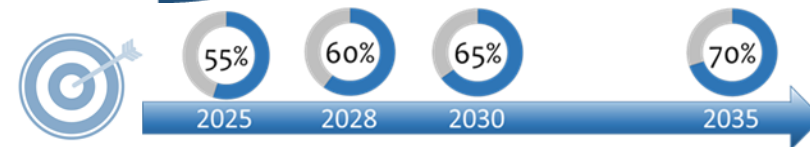
Anno
2024



% RICICLATO
TUTTE LE
FRAZIONI

IR

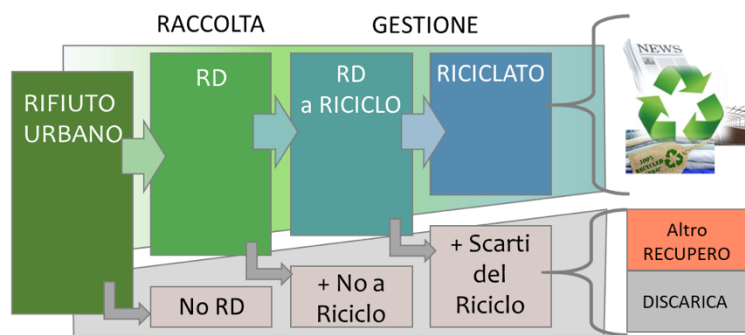
56%



% RU* in Discarica Regione Umbria

Anno 2024

$$\frac{\text{RU* in Discarica}}{\text{RU Prodotti}} = 34\%$$



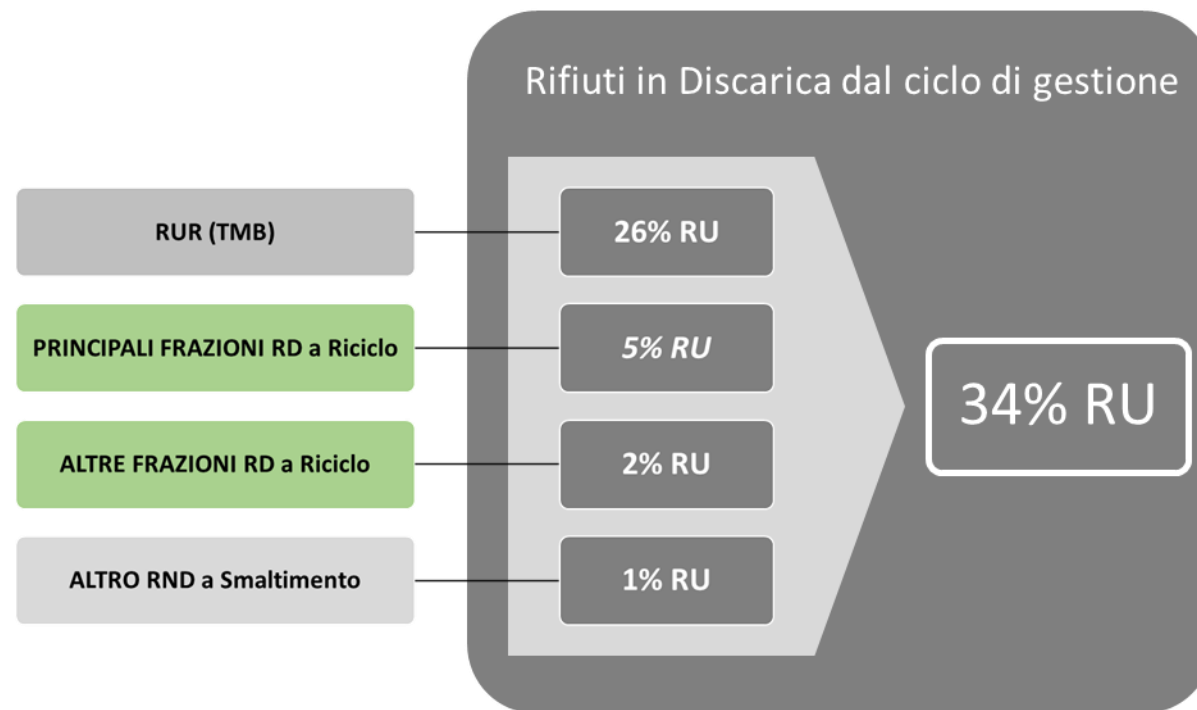
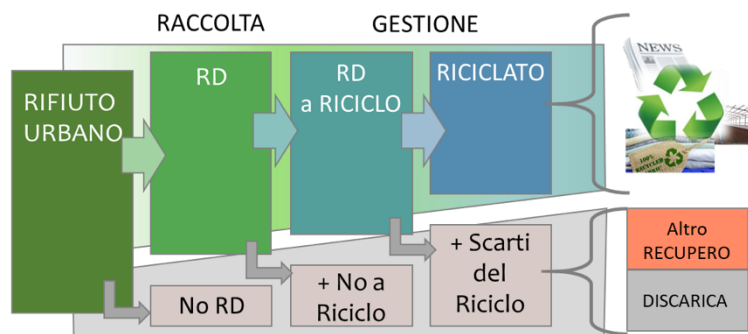
≤ 30% RU 2028 ≤ 20% RU 2030 ≤ 10% RU 2035

% RU* in Discarica Regione Umbria

Anno 2024

RU* in Discarica
RU Prodotti

= 34%



≤ 30% RU 2028 ≤ 20% RU 2030 ≤ 10% RU 2035

<https://www.arpa.umbria.it/>

The screenshot shows the ARPA Umbria website homepage. At the top left is the ARPA Umbria logo and the text 'agenzia regionale per la protezione ambientale'. To its right is the logo of the 'Sistema Nazionale per la Protezione dell'Ambiente'. In the top right corner, there are links for 'Solo testo', 'Alto contrasto', and 'Normale', along with social media icons for Intranet, Extranet, Info, Privacy, and Cookie policy. Below these are icons for 'iscriviti alla newsletter' and various social media platforms (LinkedIn, Facebook, X, Instagram, YouTube, RSS). A search bar is located below the social media icons. A large cyan arrow points from the URL above to the main content area. The main navigation bar includes 'Home', 'L'Agenzia', 'Contatti e informazioni', 'Temi ambientali', 'Dati ambientali', 'Notizie', 'Pubblicazioni', and 'Bandi, Concorsi e Fornitori'. The main content area features a large article titled 'ARPA UMBRIA CONCLUDE IL MONITORAGGIO DEI CAMPI ELETTROMAGNETICI DELLA STAZIONE RADIO BASE DI PISTRINO' with a sub-headline 'Si è conclusa la campagna di monitoraggio condotta da Arpa'. Below this are four smaller article thumbnails: 'GESTIONE DEI RIFIUTI URBANI IN UMBRIA: PUBBLICATI I DATI SU INDICE DI RICICLO E PERCENTUALE RIFIUTI CONFERITI IN DISCARICA', 'ARPA UMBRIA CONCLUDE IL MONITORAGGIO DEI CAMPI ELETTROMAGNETICI DELLA STAZIONE RADIO BASE DI PISTRINO', 'ZIZI, LA FIAMMA SOSTENIBILE: ONLINE IL TERZO EPISODIO', and 'QUALITÀ DELL'ARIA NELLA CONCA TERNANA. AL VIA IL PROGETTO SCIENTIFICO SU EMISSIONI E METALLI PESANTI'. A cyan arrow points from the main article to the 'Dati, cartografia e bollettini' sidebar. The sidebar contains a grid of icons for: Monitoraggi aria, Monitoraggio pollini, Inventario emissioni, Consumo di suolo, Sorgenti elettromagnetiche, Mappatura campi elettromagnetici (marked 'new'), Monitoraggi acqua, Acque potabili, and Rifiuti urbani. Below the sidebar are logos for SAFA (Scuola di Alta Formazione Ambientale) and CISAFA. At the bottom of the sidebar is a banner for 'Brucia bene Respira meglio' with an image of a fireplace.

Rifiuti urbani

2024

2023

2022

2021

2020

2019

2018

2017

ALTRE INFO E ANNI PRECEDENTI

Produzione Rifiuti 2024



Raccolta differenziata 2024 - 69,6%



Qualità del rifiuto organico 2024

NEW Entra per vedere mappa, grafici e dati

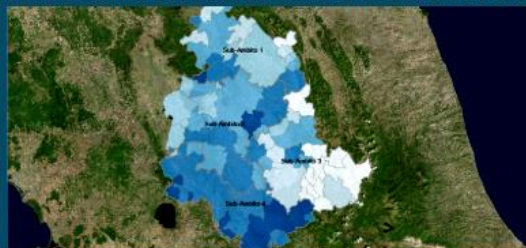
grafici e i dati cambiano a seconda delle visualizzazioni in mappa

- Cercare per Comune usando il prompt di ricerca
- Cliccare in mappa sul Comune per vedere i relativi dati
- Cliccare la linguetta in basso per vedere la tabella (esportabile)
- Passare il mouse sopra i grafici per vedere i dati, cliccare sull'angolo in alto a destra dei quadranti per ingrandire

Rifiuto Urbano Residuo 2024



Andamento Raccolta Differenziata 2016-24



Dati trimestrali 2016-2024 aggiornati al 31/12/24

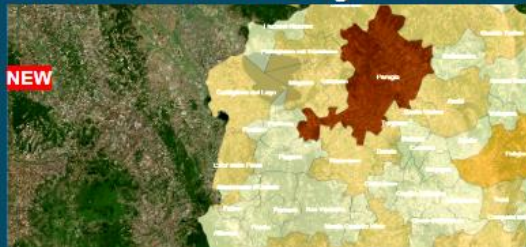
📄 Report Rifiuti Urbani in Umbria. Produzione e raccolta differenziata - 2024

📄 Report Qualità del Rifiuto Organico della Raccolta Differenziata - 2024

Gestione del Rifiuto Urbano Residuo 2024



Gestione della Frazione Organica 2024



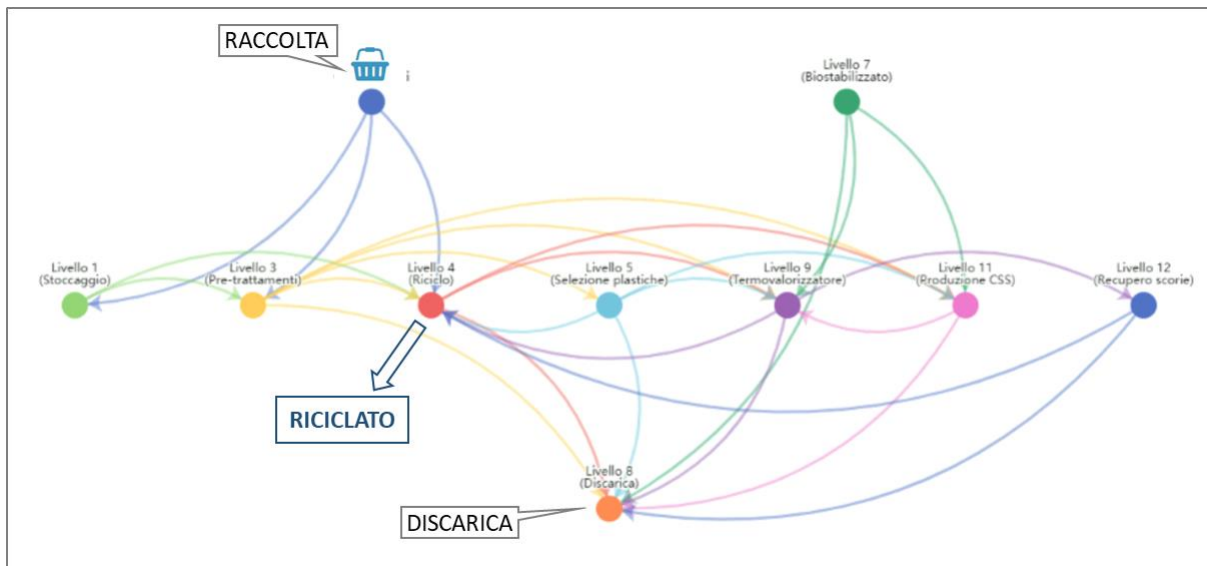
📄 Report Gestione del Rifiuto Urbano Residuo (RUR) - 2024

📄 Report Gestione della Frazione Organica della Raccolta Differenziata - 2024

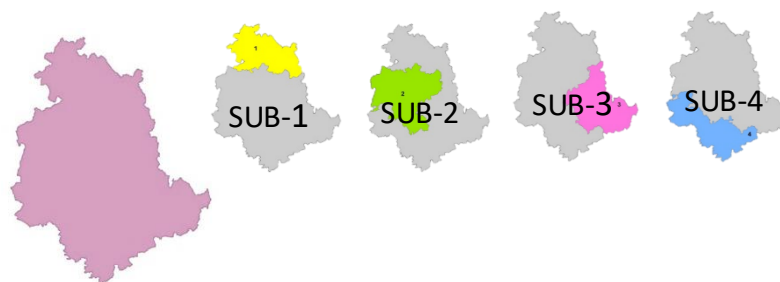
📄 Report Conferimenti in discarica - 2024

> **Indice di Riciclo e % RU in discarica anno 2024**

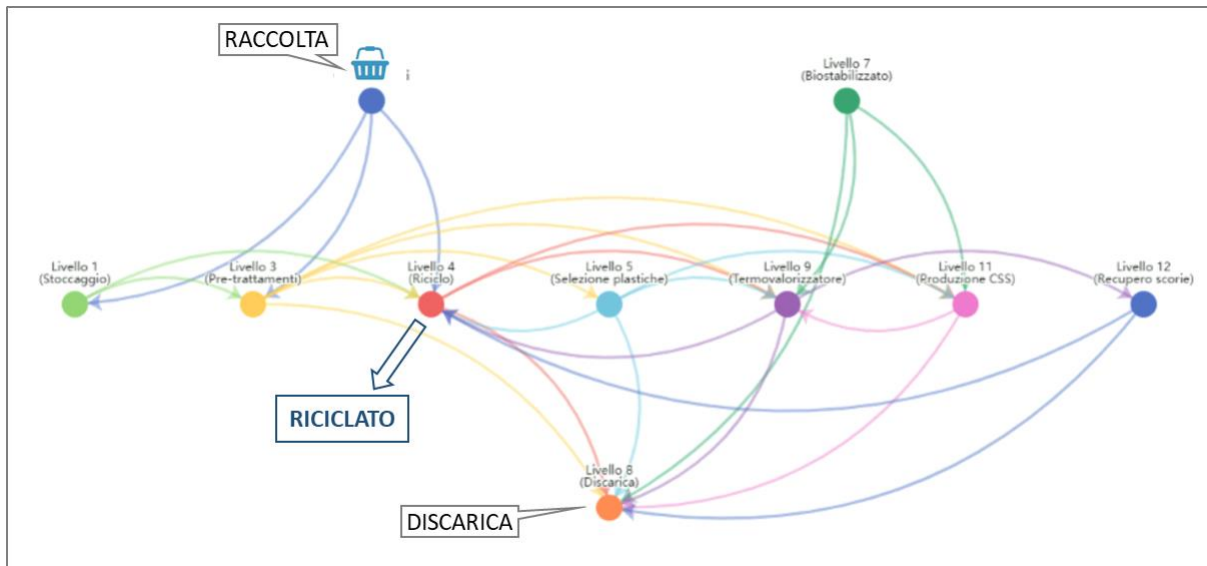
SISTEMA INFORMATIVO RIFIUTI



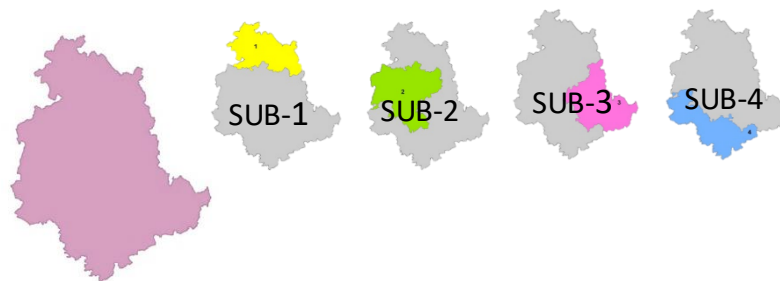
IR
% RU*
in discarica



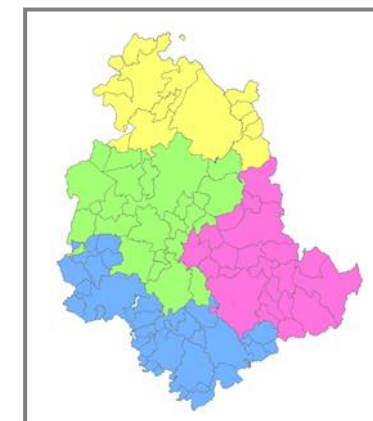
SISTEMA INFORMATIVO RIFIUTI



IR
% RU*
in discarica



EVOLUZIONE
dell'APPLICATIVO
in fase di sviluppo:



IR e % RU* in discarica
alla **SCALA** di singolo
COMUNE